

Typical Performance Data

NOTE: Use PDF Bookmarks to view DATA at required conditions or to view GRAPHS.

Definitions:

Input Return Loss = -S11 (dB)

Gain(Power Gain) = S21 (dB)

Reverse Isolation = -S12 (dB)

Output Return Loss = -S22 (dB)

TEST CONDITIONS: Icc = 65mA, Vd = 4.45V @Temperature = +25degC

FREQ	Gain	Isolation	Input Return Loss	Output Return Loss	Stability		FREQ	IP3 Output	1dB Comp. Output	Noise Figure
(MHz)	(dB)	(dB)	(dB)	(dB)	K	Delta	(MHz)	(dBm)	(dBm)	(dB)
50	21.72	24.45	40.70	28.98	1.05	0.73	50	34.83	18.97	3.37
100	21.68	24.48	38.14	28.41	1.05	0.72	100	34.71	18.94	3.46
200	21.61	24.44	39.21	27.07	1.05	0.72	200	34.80	19.06	3.49
300	21.52	24.49	38.41	25.25	1.06	0.71	300	34.59	18.90	3.55
400	21.40	24.47	38.36	23.62	1.06	0.70	400	34.18	18.87	3.52
500	21.28	24.43	38.06	22.15	1.06	0.69	500	33.80	18.74	3.48
600	21.13	24.43	37.33	20.95	1.07	0.68	600	33.45	18.76	3.47
700	20.97	24.41	36.34	19.92	1.07	0.67	700	33.33	18.49	3.47
800	20.81	24.41	35.12	19.11	1.08	0.66	800	33.18	18.49	3.51
1000	20.44	24.37	32.53	17.65	1.09	0.63	900	32.94	18.25	3.60
1200	20.05	24.36	29.77	16.49	1.10	0.60	1000	32.55	18.20	3.54
1400	19.65	24.32	27.23	15.62	1.12	0.58	1100	32.20	18.05	3.57
1600	19.24	24.31	24.86	14.98	1.13	0.55	1200	31.92	17.98	3.51
1800	18.83	24.27	22.72	14.40	1.15	0.52	1300	31.61	17.98	3.61
2000	18.44	24.21	20.94	13.92	1.16	0.50	1400	31.07	17.85	3.56
2200	18.04	24.15	19.39	13.67	1.18	0.47	1500	31.10	17.63	3.65
2400	17.67	24.07	17.97	13.40	1.19	0.45	1600	31.23	17.35	3.66
2600	17.29	24.05	16.91	13.29	1.22	0.43	1700	31.33	17.28	3.70
2800	16.95	23.95	15.86	13.16	1.23	0.41	1800	30.70	16.84	3.61
3000	16.63	23.86	14.95	13.03	1.24	0.40	1900	30.15	16.83	3.61
3200	16.30	23.85	14.46	13.14	1.27	0.38	2000	30.02	16.38	3.71
3400	16.05	23.68	13.80	12.98	1.26	0.37	2100	29.40	16.50	3.62
3600	15.80	23.64	13.38	12.95	1.28	0.36	2200	29.27	15.79	3.65
3800	15.55	23.54	13.26	12.99	1.29	0.36	2300	28.73	15.65	3.71
4000	15.35	23.39	13.07	12.93	1.29	0.35	2400	28.30	15.13	3.66
4200	15.17	23.26	13.07	12.82	1.30	0.35	2500	28.05	15.13	3.72
4500	14.88	23.12	13.41	12.74	1.31	0.34	2600	27.49	14.59	3.64
5000	14.54	22.84	13.93	12.24	1.32	0.34	2700	27.40	14.36	3.75
5500	14.22	22.57	14.64	11.59	1.32	0.33	2800	27.02	14.05	3.70
6000	13.86	22.30	15.37	10.45	1.31	0.34	2900	26.91	13.90	3.73
6500	13.34	22.16	15.53	8.98	1.33	0.35	3000	26.80	13.56	3.86
7000	12.31	22.24	14.14	7.50	1.42	0.34	3100	26.36	12.89	3.70
8000	8.80	22.04	10.40	5.90	1.77	0.34	3200	26.25	13.15	3.83
9000	5.16	20.60	8.30	5.61	2.04	0.34	3300	25.88	12.76	3.70
10000	2.69	17.37	7.56	5.91	1.82	0.32	3400	25.73	12.85	3.81
11000	1.19	14.40	7.63	6.56	1.58	0.29	3500	25.51	12.04	3.80
12000	0.41	11.29	8.21	7.73	1.36	0.31	3600	25.08	12.40	3.90
13000	-0.32	7.52	8.64	9.86	1.15	0.41	3700	25.07	11.79	3.94
14000	-1.55	5.42	7.29	8.30	1.07	0.54	3800	24.44	12.00	3.78
15000	-4.41	6.10	4.17	4.41	1.10	0.63	4000	24.08	11.59	3.77

REV. X1
GALI-5+
120122
Page 1 of 11



IF/RF MICROWAVE COMPONENTS • ISO 9001 ISO 14001 AS 9100 CERTIFIED • RoHS compliant

P.O. Box 350166, Brooklyn, New York 11235-0003 (718) 934-4500 Fax (718) 332-4661



The Design Engineers Search Engine finds the model you need, Instantly • For detailed performance specs & shopping online see



Typical Performance Data

Definitions:

Input Return Loss = -S11 (dB)

Gain(Power Gain) = S21 (dB)

Reverse Isolation = -S12 (dB)

Output Return Loss = -S22 (dB)

TEST CONDITIONS: Icc = 52mA, Vd = 4.40V @Temperature = +25degC

FREQ	Gain	Isolation	Input Return Loss	Output Return Loss	Stability		FREQ	IP3 Output	1dB Comp. Output	Noise Figure
					K	Delta				
(MHz)	(dB)	(dB)	(dB)	(dB)	K	Delta	(MHz)	(dBm)	(dBm)	(dB)
50	21.50	24.22	30.56	37.10	1.05	0.73	50	31.77	17.39	3.31
100	21.47	24.32	29.98	34.55	1.05	0.72	100	31.66	17.04	3.38
200	21.40	24.21	30.41	30.62	1.05	0.72	200	31.83	17.32	3.42
300	21.31	24.26	30.30	27.27	1.06	0.71	300	31.77	17.11	3.47
400	21.20	24.26	30.23	24.99	1.06	0.70	400	31.45	17.23	3.44
500	21.07	24.23	30.31	23.19	1.06	0.69	500	31.27	16.98	3.43
600	20.93	24.24	30.13	21.76	1.07	0.68	600	31.01	17.13	3.42
700	20.78	24.21	29.96	20.60	1.07	0.67	700	31.02	16.59	3.44
800	20.62	24.21	29.43	19.68	1.07	0.66	800	31.01	16.70	3.46
1000	20.25	24.18	28.23	18.08	1.09	0.63	900	30.88	16.39	3.51
1200	19.88	24.16	26.46	16.81	1.10	0.60	1000	30.61	16.43	3.44
1400	19.49	24.14	24.65	15.87	1.11	0.58	1100	30.39	16.42	3.54
1600	19.08	24.10	22.86	15.17	1.13	0.55	1200	30.22	16.33	3.47
1800	18.68	24.07	21.12	14.54	1.14	0.52	1300	30.12	16.37	3.58
2000	18.29	24.01	19.64	14.02	1.16	0.50	1400	29.62	16.19	3.52
2200	17.89	23.99	18.26	13.74	1.18	0.47	1500	29.73	16.07	3.59
2400	17.52	23.91	16.99	13.45	1.19	0.45	1600	29.95	15.83	3.57
2600	17.14	23.87	16.07	13.34	1.21	0.43	1700	30.21	15.97	3.61
2800	16.80	23.81	15.11	13.18	1.22	0.41	1800	29.67	15.72	3.56
3000	16.49	23.70	14.27	13.06	1.23	0.40	1900	29.08	15.76	3.53
3200	16.16	23.69	13.83	13.16	1.26	0.38	2000	28.99	15.29	3.63
3400	15.90	23.53	13.23	13.02	1.25	0.37	2100	28.35	15.45	3.55
3600	15.66	23.49	12.85	12.99	1.27	0.36	2200	28.28	14.75	3.59
3800	15.41	23.39	12.75	13.05	1.28	0.36	2300	27.79	14.69	3.67
4000	15.20	23.25	12.58	13.00	1.29	0.35	2400	27.40	14.17	3.58
4200	15.02	23.16	12.60	12.93	1.29	0.35	2500	27.21	14.30	3.66
4500	14.73	23.00	12.92	12.90	1.31	0.34	2600	26.72	13.79	3.60
5000	14.39	22.73	13.45	12.48	1.32	0.33	2700	26.65	13.65	3.68
5500	14.05	22.47	14.11	11.92	1.33	0.33	2800	26.28	13.36	3.60
6000	13.68	22.20	14.83	10.81	1.33	0.33	2900	26.19	13.17	3.68
6500	13.13	22.05	15.05	9.33	1.35	0.34	3000	26.08	12.91	3.76
7000	12.11	22.16	13.86	7.82	1.44	0.34	3100	25.63	12.20	3.62
8000	8.62	21.99	10.34	6.13	1.81	0.33	3200	25.52	12.48	3.78
9000	5.01	20.57	8.28	5.80	2.09	0.33	3300	25.13	12.05	3.63
10000	2.56	17.38	7.53	6.07	1.86	0.31	3400	25.00	12.21	3.76
11000	1.07	14.42	7.57	6.71	1.61	0.28	3500	24.78	11.36	3.76
12000	0.30	11.34	8.14	7.87	1.38	0.30	3600	24.38	11.74	3.78
13000	-0.41	7.57	8.58	9.98	1.16	0.41	3700	24.35	11.05	3.84
14000	-1.63	5.44	7.25	8.36	1.08	0.54	3800	23.74	11.36	3.69
15000	-4.46	6.11	4.16	4.44	1.11	0.63	4000	23.38	10.88	3.71

REV. X1
GALI-5+
120122
Page 2 of 11



IF/RF MICROWAVE COMPONENTS • ISO 9001 ISO 14001 AS 9100 CERTIFIED • RoHS compliant
P.O. Box 350166, Brooklyn, New York 11235-0003 (718) 934-4500 Fax (718) 332-4661



The Design Engineers Search Engine finds the model you need, Instantly • For detailed performance specs & shopping online see



Typical Performance Data

Definitions:

Input Return Loss = -S11 (dB)

Gain(Power Gain) = S21 (dB)

Reverse Isolation = -S12 (dB)

Output Return Loss = -S22 (dB)

TEST CONDITIONS: Icc = 78mA, Vd = 4.50V @Temperature = +25degC

FREQ	Gain	Isolation	Input Return Loss	Output Return Loss	Stability		FREQ	IP3 Output	1dB Comp. Output	Noise Figure
					K	Delta				
(MHz)	(dB)	(dB)	(dB)	(dB)	K	Delta	(MHz)	(dBm)	(dBm)	(dB)
50	21.85	24.53	47.72	26.00	1.05	0.74	50	37.14	20.05	3.50
100	21.82	24.54	59.19	25.70	1.05	0.73	100	37.04	20.15	3.52
200	21.75	24.58	52.80	24.88	1.05	0.72	200	36.97	20.16	3.57
300	21.65	24.59	49.26	23.71	1.05	0.71	300	36.42	19.98	3.61
400	21.54	24.59	45.63	22.49	1.06	0.70	400	35.89	19.84	3.59
500	21.40	24.58	43.11	21.30	1.06	0.69	500	35.36	19.72	3.56
600	21.25	24.56	41.79	20.29	1.07	0.68	600	34.89	19.75	3.54
700	21.10	24.54	40.41	19.37	1.07	0.67	700	34.60	19.53	3.56
800	20.93	24.54	38.82	18.64	1.08	0.66	800	34.29	19.48	3.60
1000	20.55	24.54	35.49	17.31	1.09	0.63	900	33.95	19.14	3.67
1200	20.17	24.49	32.24	16.24	1.10	0.60	1000	33.48	19.09	3.60
1400	19.76	24.46	29.13	15.43	1.12	0.58	1100	33.05	18.80	3.68
1600	19.35	24.42	26.35	14.83	1.13	0.55	1200	32.72	18.74	3.61
1800	18.94	24.37	23.93	14.28	1.15	0.52	1300	32.30	18.70	3.71
2000	18.54	24.33	21.94	13.83	1.17	0.50	1400	31.80	18.57	3.67
2200	18.14	24.28	20.24	13.59	1.19	0.47	1500	31.75	18.26	3.72
2400	17.77	24.18	18.69	13.34	1.20	0.45	1600	31.81	17.96	3.72
2600	17.39	24.17	17.56	13.24	1.22	0.43	1700	31.79	17.82	3.78
2800	17.05	24.07	16.44	13.11	1.23	0.41	1800	31.18	17.40	3.72
3000	16.74	23.98	15.48	12.98	1.24	0.40	1900	30.66	17.38	3.67
3200	16.41	23.94	14.96	13.09	1.27	0.38	2000	30.50	17.00	3.78
3400	16.15	23.80	14.26	12.92	1.27	0.38	2100	29.95	17.08	3.68
3600	15.91	23.73	13.80	12.88	1.28	0.37	2200	29.78	16.41	3.75
3800	15.66	23.64	13.68	12.90	1.30	0.36	2300	29.22	16.27	3.81
4000	15.46	23.49	13.47	12.82	1.30	0.35	2400	28.84	15.75	3.77
4200	15.28	23.39	13.46	12.70	1.30	0.35	2500	28.55	15.71	3.87
4500	14.99	23.24	13.79	12.58	1.32	0.34	2600	27.99	15.18	3.74
5000	14.67	22.92	14.33	12.02	1.31	0.34	2700	27.90	14.94	3.84
5500	14.37	22.65	15.05	11.34	1.31	0.34	2800	27.52	14.61	3.78
6000	14.03	22.36	15.83	10.16	1.30	0.34	2900	27.41	14.42	3.81
6500	13.51	22.22	15.93	8.69	1.31	0.35	3000	27.31	14.13	3.90
7000	12.50	22.30	14.36	7.25	1.39	0.35	3100	26.86	13.48	3.80
8000	8.97	22.13	10.44	5.71	1.73	0.35	3200	26.77	13.69	3.96
9000	5.29	20.64	8.32	5.46	2.01	0.34	3300	26.40	13.33	3.84
10000	2.81	17.35	7.59	5.76	1.79	0.33	3400	26.28	13.39	3.96
11000	1.30	14.36	7.66	6.42	1.55	0.30	3500	26.07	12.66	3.89
12000	0.51	11.23	8.28	7.62	1.34	0.32	3600	25.65	12.96	3.95
13000	-0.23	7.48	8.71	9.75	1.14	0.42	3700	25.64	12.38	4.03
14000	-1.49	5.40	7.32	8.24	1.07	0.55	3800	25.00	12.58	3.90
15000	-4.36	6.10	4.17	4.39	1.10	0.64	4000	24.64	12.15	3.92

REV. X1
GALI-5+
120122
Page 3 of 11



IF/RF MICROWAVE COMPONENTS • ISO 9001 ISO 14001 AS 9100 CERTIFIED • RoHS compliant
P.O. Box 350166, Brooklyn, New York 11235-0003 (718) 934-4500 Fax (718) 332-4661



The Design Engineers Search Engine finds the model you need, Instantly • For detailed performance specs & shopping online see



Typical Performance Data

Definitions:

Input Return Loss = -S11 (dB)

Gain(Power Gain) = S21 (dB)

Reverse Isolation = -S12 (dB)

Output Return Loss = -S22 (dB)

TEST CONDITIONS: Icc = 65mA, Vd = 4.70V @Temperature = -45degC

FREQ	Gain	Isolation	Input Return Loss	Output Return Loss	Stability		FREQ	IP3 Output	1dB Comp. Output	Noise Figure
					K	Delta				
(MHz)	(dB)	(dB)	(dB)	(dB)	K	Delta	(MHz)	(dBm)	(dBm)	(dB)
50	21.78	24.46	37.69	29.44	1.05	0.73	50	35.65	19.20	2.91
100	21.75	24.49	34.62	29.27	1.05	0.73	100	35.58	19.15	2.98
200	21.69	24.46	34.51	28.03	1.05	0.73	200	35.68	19.28	2.96
300	21.61	24.49	35.37	25.69	1.05	0.72	300	35.52	19.15	3.06
400	21.51	24.46	35.76	23.82	1.05	0.71	400	35.14	19.15	3.00
500	21.38	24.44	35.53	22.40	1.06	0.70	500	34.85	19.03	2.93
600	21.25	24.42	35.29	21.16	1.06	0.69	600	34.54	19.05	2.94
700	21.10	24.40	35.30	20.03	1.06	0.68	700	34.50	18.76	2.98
800	20.95	24.39	34.51	19.16	1.07	0.67	800	34.41	18.76	2.97
1000	20.58	24.37	32.66	17.72	1.08	0.64	900	34.22	18.53	3.01
1200	20.22	24.34	30.64	16.51	1.09	0.62	1000	33.88	18.49	2.95
1400	19.83	24.30	27.96	15.64	1.10	0.59	1100	33.58	18.40	3.02
1600	19.42	24.28	25.74	14.94	1.12	0.56	1200	33.37	18.38	2.99
1800	19.04	24.22	23.77	14.25	1.13	0.54	1300	33.11	18.38	3.01
2000	18.65	24.20	21.98	13.81	1.15	0.51	1400	32.62	18.24	3.04
2200	18.26	24.13	20.14	13.57	1.16	0.49	1500	32.70	18.07	3.05
2400	17.91	24.05	18.48	13.30	1.17	0.47	1600	32.82	17.91	3.06
2600	17.49	24.11	18.02	13.30	1.21	0.44	1700	32.97	17.85	3.12
2800	17.21	23.95	16.50	13.03	1.21	0.43	1800	32.32	17.55	3.03
3000	16.92	23.81	15.52	12.85	1.21	0.42	1900	31.86	17.52	3.01
3200	16.55	23.91	15.29	13.27	1.26	0.40	2000	31.72	17.12	3.08
3400	16.38	23.61	14.20	12.83	1.23	0.40	2100	31.16	17.17	3.01
3600	16.15	23.58	13.87	12.80	1.24	0.38	2200	31.04	16.54	3.04
3800	15.92	23.46	13.73	12.73	1.25	0.38	2300	30.46	16.39	3.10
4000	15.69	23.39	13.68	12.72	1.26	0.37	2400	30.09	15.91	3.08
4200	15.55	23.32	13.67	12.53	1.27	0.36	2500	29.81	15.92	3.13
4500	15.32	23.13	13.63	12.19	1.26	0.36	2600	29.18	15.40	3.04
5000	15.00	22.90	13.92	11.63	1.26	0.35	2700	29.11	15.20	3.08
5500	14.77	22.62	14.28	11.36	1.25	0.35	2800	28.69	14.85	3.06
6000	14.54	22.29	15.17	10.39	1.23	0.36	2900	28.61	14.70	3.10
6500	14.21	21.89	16.70	8.55	1.20	0.39	3000	28.47	14.41	3.16
7000	13.25	22.26	14.17	6.67	1.26	0.38	3100	28.05	13.79	3.12
8000	9.89	21.96	10.30	5.34	1.52	0.38	3200	27.94	13.96	3.18
9000	6.42	20.24	8.79	5.32	1.74	0.37	3300	27.53	13.63	3.15
10000	3.62	17.16	7.51	5.57	1.62	0.37	3400	27.42	13.67	3.17
11000	1.87	14.54	7.09	5.95	1.43	0.34	3500	27.19	13.02	3.14
12000	1.38	11.25	8.08	7.29	1.20	0.33	3600	26.85	13.27	3.21
13000	0.72	7.21	8.90	9.34	1.03	0.47	3700	26.75	12.74	3.23
14000	-0.82	5.14	6.52	7.70	0.97	0.61	3800	26.13	12.93	3.13
15000	-3.47	5.57	4.27	4.33	1.00	0.67	4000	25.72	12.52	3.15

REV. X1
GALI-5+
120122

Page 4 of 11



IF/RF MICROWAVE COMPONENTS • ISO 9001 ISO 14001 AS 9100 CERTIFIED • RoHS compliant

P.O. Box 350166, Brooklyn, New York 11235-0003 (718) 934-4500 Fax (718) 332-4661



The Design Engineers Search Engine finds the model you need, Instantly • For detailed performance specs & shopping online see



Typical Performance Data

Definitions:

Input Return Loss = -S11 (dB)

Gain(Power Gain) = S21 (dB)

Reverse Isolation = -S12 (dB)

Output Return Loss = -S22 (dB)

TEST CONDITIONS: Icc = 52mA, Vd = 4.64V @Temperature = -45degC

FREQ	Gain	Isolation	Input Return Loss	Output Return Loss	Stability		FREQ	IP3 Output	1dB Comp. Output	Noise Figure
					K	Delta				
(MHz)	(dB)	(dB)	(dB)	(dB)	K	Delta	(MHz)	(dBm)	(dBm)	(dB)
50	21.59	24.23	30.27	36.76	1.05	0.74	50	32.44	17.37	2.86
100	21.56	24.29	28.93	34.53	1.05	0.73	100	32.33	17.04	2.93
200	21.51	24.31	28.79	30.97	1.05	0.72	200	32.48	17.39	2.92
300	21.43	24.29	29.32	27.49	1.05	0.72	300	32.47	17.14	2.99
400	21.33	24.28	29.81	25.06	1.05	0.71	400	32.21	17.29	2.91
500	21.21	24.26	29.70	23.29	1.06	0.70	500	32.09	17.00	2.92
600	21.07	24.24	29.63	21.89	1.06	0.69	600	31.84	17.18	2.88
700	20.93	24.23	29.66	20.61	1.06	0.68	700	31.90	16.57	2.91
800	20.78	24.23	29.51	19.66	1.07	0.67	800	31.95	16.77	2.96
1000	20.43	24.18	28.65	18.12	1.08	0.65	900	31.85	16.45	2.96
1200	20.06	24.15	27.39	16.82	1.09	0.62	1000	31.63	16.51	2.89
1400	19.68	24.14	25.59	15.88	1.10	0.59	1100	31.46	16.53	2.95
1600	19.28	24.11	23.86	15.13	1.12	0.56	1200	31.38	16.45	2.91
1800	18.89	24.07	22.18	14.39	1.13	0.54	1300	31.35	16.50	2.99
2000	18.51	24.03	20.67	13.92	1.14	0.51	1400	30.88	16.40	2.95
2200	18.12	24.00	19.09	13.64	1.16	0.49	1500	31.08	16.28	3.00
2400	17.78	23.90	17.56	13.35	1.17	0.47	1600	31.27	16.13	2.98
2600	17.35	23.96	17.13	13.34	1.21	0.44	1700	31.61	16.22	3.04
2800	17.08	23.79	15.79	13.05	1.20	0.43	1800	31.10	16.11	2.97
3000	16.79	23.70	14.87	12.87	1.21	0.42	1900	30.58	16.19	2.95
3200	16.42	23.76	14.64	13.29	1.25	0.39	2000	30.52	15.83	3.02
3400	16.25	23.47	13.68	12.84	1.22	0.40	2100	29.90	15.94	2.93
3600	16.01	23.46	13.35	12.82	1.23	0.38	2200	29.90	15.37	2.98
3800	15.79	23.35	13.22	12.78	1.24	0.38	2300	29.37	15.28	3.05
4000	15.56	23.29	13.19	12.80	1.26	0.37	2400	29.05	14.90	2.95
4200	15.42	23.18	13.18	12.62	1.26	0.36	2500	28.86	15.02	3.03
4500	15.19	23.02	13.16	12.31	1.26	0.36	2600	28.28	14.59	2.98
5000	14.86	22.77	13.46	11.81	1.26	0.35	2700	28.26	14.42	3.02
5500	14.61	22.52	13.81	11.61	1.26	0.35	2800	27.82	14.16	3.00
6000	14.37	22.20	14.66	10.70	1.24	0.36	2900	27.80	14.01	3.04
6500	14.02	21.81	16.11	8.84	1.21	0.38	3000	27.64	13.74	3.10
7000	13.05	22.13	13.91	6.96	1.28	0.38	3100	27.24	13.12	3.00
8000	9.72	21.87	10.25	5.55	1.55	0.37	3200	27.10	13.31	3.12
9000	6.27	20.21	8.77	5.50	1.78	0.36	3300	26.70	12.95	3.03
10000	3.47	17.11	7.51	5.75	1.65	0.36	3400	26.62	13.06	3.11
11000	1.76	14.53	7.07	6.07	1.44	0.33	3500	26.38	12.32	3.07
12000	1.26	11.31	7.96	7.44	1.21	0.32	3600	26.07	12.63	3.14
13000	0.64	7.23	8.78	9.40	1.04	0.47	3700	25.98	12.04	3.18
14000	-0.88	5.14	6.50	7.75	0.97	0.60	3800	25.37	12.29	3.05
15000	-3.56	5.60	4.24	4.34	1.01	0.67	4000	24.99	11.86	3.04

REV. X1
GALI-5+
120122

Page 5 of 11



IF/RF MICROWAVE COMPONENTS • ISO 9001 ISO 14001 AS 9100 CERTIFIED • RoHS compliant
P.O. Box 350166, Brooklyn, New York 11235-0003 (718) 934-4500 Fax (718) 332-4661



The Design Engineers Search Engine finds the model you need, Instantly • For detailed performance specs & shopping online see



Typical Performance Data

Definitions:

Input Return Loss = -S11 (dB)

Gain(Power Gain) = S21 (dB)

Reverse Isolation = -S12 (dB)

Output Return Loss = -S22 (dB)

TEST CONDITIONS: Icc = 78mA, Vd = 4.74V @Temperature = -45degC

FREQ	Gain	Isolation	Input Return Loss	Output Return Loss	Stability		FREQ	IP3 Output	1dB Comp. Output	Noise Figure
					K	Delta				
(MHz)	(dB)	(dB)	(dB)	(dB)	K	Delta	(MHz)	(dBm)	(dBm)	(dB)
50	21.91	24.55	61.70	26.49	1.04	0.74	50	38.05	20.52	3.02
100	21.88	24.60	44.05	26.54	1.05	0.73	100	38.00	20.43	3.03
200	21.82	24.59	42.65	25.93	1.05	0.73	200	37.92	20.48	3.06
300	21.74	24.57	44.14	24.24	1.05	0.72	300	37.47	20.34	3.12
400	21.63	24.57	43.82	22.78	1.05	0.71	400	37.00	20.25	3.06
500	21.50	24.53	42.31	21.61	1.06	0.71	500	36.55	20.13	3.03
600	21.37	24.54	40.96	20.54	1.06	0.69	600	36.15	20.16	2.99
700	21.22	24.53	40.54	19.52	1.06	0.68	700	35.96	19.93	3.01
800	21.06	24.52	38.73	18.72	1.07	0.67	800	35.71	19.90	3.07
1000	20.70	24.50	35.42	17.39	1.08	0.64	900	35.42	19.64	3.08
1200	20.32	24.45	32.98	16.26	1.09	0.62	1000	35.00	19.60	3.02
1400	19.94	24.41	29.78	15.45	1.11	0.59	1100	34.63	19.39	3.08
1600	19.53	24.39	27.22	14.79	1.12	0.56	1200	34.35	19.34	3.01
1800	19.14	24.35	25.03	14.13	1.14	0.54	1300	33.95	19.31	3.11
2000	18.74	24.31	23.02	13.72	1.15	0.51	1400	33.47	19.19	3.09
2200	18.36	24.25	21.04	13.50	1.17	0.49	1500	33.48	18.95	3.10
2400	18.02	24.17	19.24	13.24	1.18	0.47	1600	33.52	18.69	3.07
2600	17.59	24.22	18.77	13.24	1.22	0.44	1700	33.55	18.55	3.17
2800	17.31	24.04	17.09	12.99	1.21	0.43	1800	32.91	18.17	3.08
3000	17.02	23.91	16.07	12.81	1.21	0.42	1900	32.49	18.14	3.06
3200	16.65	23.99	15.82	13.22	1.26	0.40	2000	32.35	17.80	3.16
3400	16.48	23.71	14.68	12.78	1.23	0.40	2100	31.81	17.83	3.05
3600	16.25	23.70	14.31	12.73	1.25	0.38	2200	31.69	17.23	3.11
3800	16.02	23.57	14.16	12.66	1.25	0.38	2300	31.08	17.05	3.13
4000	15.80	23.48	14.11	12.63	1.26	0.37	2400	30.73	16.59	3.12
4200	15.66	23.41	14.08	12.43	1.27	0.37	2500	30.37	16.50	3.15
4500	15.44	23.23	14.05	12.05	1.26	0.36	2600	29.75	15.98	3.12
5000	15.12	22.97	14.34	11.44	1.25	0.35	2700	29.64	15.75	3.17
5500	14.90	22.69	14.70	11.14	1.25	0.36	2800	29.24	15.42	3.12
6000	14.69	22.37	15.64	10.13	1.22	0.37	2900	29.18	15.25	3.17
6500	14.38	21.96	17.20	8.29	1.18	0.40	3000	29.02	14.94	3.20
7000	13.45	22.32	14.39	6.43	1.24	0.39	3100	28.65	14.34	3.20
8000	10.09	21.99	10.34	5.15	1.48	0.39	3200	28.48	14.48	3.24
9000	6.57	20.25	8.82	5.15	1.70	0.37	3300	28.12	14.17	3.17
10000	3.74	17.13	7.54	5.44	1.59	0.38	3400	28.03	14.23	3.24
11000	1.98	14.52	7.14	5.83	1.41	0.34	3500	27.77	13.59	3.21
12000	1.50	11.21	8.16	7.17	1.18	0.34	3600	27.47	13.84	3.31
13000	0.83	7.17	8.98	9.25	1.03	0.48	3700	27.35	13.31	3.30
14000	-0.75	5.13	6.56	7.63	0.96	0.61	3800	26.71	13.49	3.20
15000	-3.42	5.56	4.29	4.30	1.00	0.67	4000	26.33	13.09	3.22

REV. X1
GALI-5+
120122
Page 6 of 11



IF/RF MICROWAVE COMPONENTS • ISO 9001 ISO 14001 AS 9100 CERTIFIED • RoHS compliant
P.O. Box 350166, Brooklyn, New York 11235-0003 (718) 934-4500 Fax (718) 332-4661



The Design Engineers Search Engine finds the model you need, Instantly • For detailed performance specs & shopping online see



Typical Performance Data

Definitions:

Input Return Loss = -S11 (dB)

Gain(Power Gain) = S21 (dB)

Reverse Isolation = -S12 (dB)

Output Return Loss = -S22 (dB)

TEST CONDITIONS: Icc = 65mA, Vd = 4.27V @Temperature = +85degC

FREQ	Gain	Isolation	Input Return Loss	Output Return Loss	Stability		FREQ	IP3 Output	1dB Comp. Output	Noise Figure
					K	Delta				
(MHz)	(dB)	(dB)	(dB)	(dB)	K	Delta	(MHz)	(dBm)	(dBm)	(dB)
50	21.60	24.35	37.56	30.51	1.05	0.73	50	34.28	18.79	3.76
100	21.56	24.37	37.76	29.25	1.05	0.72	100	34.24	18.76	3.81
200	21.49	24.34	41.05	27.23	1.05	0.72	200	34.34	18.83	3.89
300	21.38	24.40	39.02	25.39	1.06	0.71	300	34.05	18.64	3.88
400	21.26	24.38	36.91	23.83	1.06	0.70	400	33.54	18.64	3.90
500	21.12	24.37	36.22	22.36	1.07	0.69	500	33.12	18.48	3.91
600	20.97	24.38	35.32	21.08	1.07	0.67	600	32.72	18.53	3.89
700	20.81	24.37	34.49	20.00	1.08	0.66	700	32.56	18.25	3.90
800	20.64	24.36	32.95	19.12	1.08	0.65	800	32.36	18.23	3.96
1000	20.25	24.34	30.30	17.78	1.09	0.62	900	32.09	17.92	4.01
1200	19.85	24.31	27.80	16.61	1.11	0.59	1000	31.66	17.91	3.95
1400	19.44	24.28	25.39	15.71	1.12	0.56	1100	31.26	17.70	4.05
1600	19.02	24.27	23.22	15.09	1.14	0.53	1200	30.97	17.61	3.95
1800	18.59	24.22	21.36	14.48	1.16	0.51	1300	30.63	17.59	4.13
2000	18.18	24.20	19.96	14.05	1.18	0.48	1400	30.07	17.43	4.06
2200	17.77	24.13	18.48	13.74	1.20	0.46	1500	30.07	17.18	4.11
2400	17.39	24.01	17.16	13.42	1.21	0.44	1600	30.20	16.80	4.09
2600	16.95	24.12	16.58	13.55	1.26	0.41	1700	30.23	16.74	4.11
2800	16.63	23.92	15.26	13.22	1.25	0.40	1800	29.61	16.24	4.10
3000	16.30	23.80	14.43	13.07	1.26	0.38	1900	29.03	16.26	4.06
3200	15.93	23.93	13.99	13.40	1.31	0.36	2000	28.88	15.82	4.16
3400	15.66	23.61	13.37	12.98	1.29	0.36	2100	28.28	15.93	4.08
3600	15.41	23.59	12.81	13.02	1.30	0.35	2200	28.10	15.18	4.12
3800	15.16	23.46	12.55	13.03	1.31	0.34	2300	27.60	15.03	4.21
4000	14.91	23.39	12.45	13.19	1.33	0.33	2400	27.15	14.52	4.15
4200	14.69	23.25	12.59	13.12	1.34	0.33	2500	26.93	14.54	4.22
4500	14.41	23.01	12.72	13.04	1.35	0.32	2600	26.35	13.95	4.12
5000	14.04	22.81	13.52	12.81	1.38	0.32	2700	26.26	13.75	4.26
5500	13.62	22.56	14.42	11.96	1.40	0.31	2800	25.91	13.43	4.19
6000	13.15	22.30	15.08	10.67	1.41	0.31	2900	25.76	13.24	4.23
6500	12.48	22.14	14.98	9.55	1.45	0.31	3000	25.70	12.97	4.35
7000	11.43	22.57	13.92	8.12	1.62	0.31	3100	25.20	12.25	4.20
8000	7.84	22.11	10.34	6.39	2.00	0.31	3200	25.10	12.51	4.37
9000	4.01	20.74	8.35	6.16	2.43	0.31	3300	24.78	12.06	4.25
10000	1.75	17.33	7.74	6.47	2.07	0.29	3400	24.57	12.13	4.40
11000	0.47	14.28	7.85	7.36	1.76	0.26	3500	24.42	11.29	4.33
12000	-0.34	11.26	8.38	8.05	1.49	0.29	3600	23.95	11.67	4.42
13000	-1.25	7.97	8.38	9.82	1.28	0.37	3700	23.90	11.03	4.48
14000	-2.23	5.53	7.68	8.71	1.16	0.51	3800	23.29	11.24	4.31
15000	-4.92	6.35	4.35	4.54	1.18	0.60	4000	22.98	10.81	4.30

REV. X1
GALI-5+
120122

Page 7 of 11



IF/RF MICROWAVE COMPONENTS • ISO 9001 ISO 14001 AS 9100 CERTIFIED • RoHS compliant
P.O. Box 350166, Brooklyn, New York 11235-0003 (718) 934-4500 Fax (718) 332-4661



The Design Engineers Search Engine finds the model you need, Instantly • For detailed performance specs & shopping online see



Typical Performance Data

Definitions:

Input Return Loss = -S11 (dB)

Gain(Power Gain) = S21 (dB)

Reverse Isolation = -S12 (dB)

Output Return Loss = -S22 (dB)

TEST CONDITIONS: Icc = 52mA, Vd = 4.22V @Temperature = +85degC

FREQ	Gain	Isolation	Input Return Loss	Output Return Loss	Stability		FREQ	IP3 Output	1dB Comp. Output	Noise Figure
					K	Delta				
(MHz)	(dB)	(dB)	(dB)	(dB)	K	Delta	(MHz)	(dBm)	(dBm)	(dB)
50	21.36	24.20	29.28	42.58	1.05	0.72	50	31.37	17.14	3.71
100	21.33	24.13	29.36	36.48	1.05	0.72	100	31.30	17.05	3.78
200	21.25	24.20	30.37	30.98	1.06	0.71	200	31.47	17.23	3.81
300	21.16	24.17	29.94	27.38	1.06	0.71	300	31.38	17.05	3.87
400	21.04	24.15	29.27	25.05	1.06	0.70	400	30.99	17.15	3.83
500	20.91	24.14	29.06	23.23	1.06	0.69	500	30.73	16.92	3.84
600	20.76	24.14	28.85	21.77	1.07	0.68	600	30.44	17.03	3.81
700	20.60	24.13	28.47	20.57	1.07	0.66	700	30.42	16.54	3.86
800	20.44	24.16	27.75	19.59	1.08	0.65	800	30.37	16.64	3.91
1000	20.06	24.13	26.32	18.12	1.09	0.62	900	30.21	16.35	3.95
1200	19.67	24.09	24.72	16.84	1.11	0.59	1000	29.91	16.35	3.89
1400	19.27	24.08	23.05	15.89	1.12	0.56	1100	29.63	16.34	3.94
1600	18.84	24.05	21.34	15.21	1.14	0.54	1200	29.42	16.21	3.89
1800	18.43	24.01	19.90	14.57	1.15	0.51	1300	29.26	16.23	4.05
2000	18.02	23.99	18.70	14.11	1.17	0.48	1400	28.72	16.04	3.95
2200	17.61	23.95	17.40	13.78	1.19	0.46	1500	28.81	15.94	4.01
2400	17.24	23.84	16.27	13.43	1.20	0.44	1600	29.02	15.60	4.03
2600	16.79	23.92	15.75	13.55	1.25	0.41	1700	29.20	15.69	4.05
2800	16.48	23.74	14.54	13.23	1.24	0.40	1800	28.64	15.27	4.02
3000	16.15	23.64	13.80	13.07	1.25	0.38	1900	28.04	15.37	3.98
3200	15.77	23.75	13.39	13.39	1.30	0.36	2000	27.91	14.82	4.11
3400	15.50	23.46	12.83	12.99	1.28	0.36	2100	27.31	15.03	4.02
3600	15.26	23.43	12.32	13.03	1.30	0.35	2200	27.18	14.23	4.03
3800	15.01	23.32	12.07	13.06	1.31	0.34	2300	26.70	14.17	4.14
4000	14.76	23.26	12.00	13.23	1.33	0.33	2400	26.28	13.65	4.02
4200	14.54	23.11	12.14	13.20	1.34	0.33	2500	26.10	13.74	4.11
4500	14.26	22.89	12.28	13.17	1.35	0.32	2600	25.54	13.22	4.06
5000	13.88	22.66	13.07	13.04	1.37	0.32	2700	25.48	13.06	4.18
5500	13.45	22.46	13.95	12.30	1.40	0.31	2800	25.14	12.74	4.09
6000	12.97	22.17	14.61	11.01	1.42	0.31	2900	24.99	12.56	4.13
6500	12.28	22.05	14.55	9.92	1.47	0.31	3000	24.92	12.30	4.25
7000	11.23	22.47	13.70	8.44	1.65	0.30	3100	24.43	11.56	4.10
8000	7.68	21.99	10.31	6.61	2.02	0.30	3200	24.34	11.85	4.26
9000	3.88	20.73	8.34	6.34	2.48	0.30	3300	23.99	11.38	4.16
10000	1.66	17.36	7.73	6.64	2.11	0.28	3400	23.80	11.51	4.28
11000	0.35	14.32	7.81	7.50	1.79	0.25	3500	23.62	10.60	4.25
12000	-0.44	11.32	8.31	8.19	1.51	0.28	3600	23.17	11.07	4.30
13000	-1.33	8.02	8.33	9.93	1.29	0.36	3700	23.13	10.32	4.34
14000	-2.29	5.53	7.65	8.77	1.17	0.50	3800	22.52	10.68	4.20
15000	-4.98	6.36	4.36	4.56	1.19	0.60	4000	22.25	10.13	4.19

REV. X1
GALI-5+
120122

Page 8 of 11



IF/RF MICROWAVE COMPONENTS • ISO 9001 ISO 14001 AS 9100 CERTIFIED • RoHS compliant
P.O. Box 350166, Brooklyn, New York 11235-0003 (718) 934-4500 Fax (718) 332-4661



The Design Engineers Search Engine finds the model you need, Instantly • For detailed performance specs & shopping online see



Typical Performance Data

Definitions:

Input Return Loss = -S11 (dB)

Gain(Power Gain) = S21 (dB)

Reverse Isolation = -S12 (dB)

Output Return Loss = -S22 (dB)

TEST CONDITIONS: Icc = 78mA, Vd = 4.32V @Temperature = +85degC

FREQ	Gain	Isolation	Input Return Loss	Output Return Loss	Stability		FREQ	IP3 Output	1dB Comp. Output	Noise Figure
					K	Delta				
(MHz)	(dB)	(dB)	(dB)	(dB)	K	Delta	(MHz)	(dBm)	(dBm)	(dB)
50	21.74	24.54	51.04	26.84	1.05	0.72	50	37.03	19.55	3.87
100	21.71	24.47	54.16	26.23	1.05	0.73	100	37.05	19.83	3.88
200	21.63	24.55	46.36	24.97	1.06	0.71	200	36.84	19.80	3.97
300	21.52	24.55	47.86	23.77	1.06	0.71	300	36.10	19.62	3.97
400	21.40	24.50	46.75	22.70	1.06	0.70	400	35.42	19.48	3.97
500	21.26	24.54	44.87	21.53	1.07	0.69	500	34.75	19.34	3.99
600	21.11	24.51	42.64	20.45	1.07	0.68	600	34.18	19.39	3.99
700	20.94	24.50	40.64	19.50	1.08	0.66	700	33.84	19.18	4.02
800	20.77	24.49	38.01	18.71	1.08	0.65	800	33.44	19.11	4.03
1000	20.38	24.48	33.90	17.50	1.10	0.62	900	33.01	18.72	4.07
1200	19.97	24.45	30.34	16.40	1.11	0.59	1000	32.50	18.65	4.01
1400	19.56	24.41	27.27	15.58	1.13	0.56	1100	32.02	18.32	4.13
1600	19.12	24.38	24.63	14.99	1.15	0.54	1200	31.68	18.23	4.02
1800	18.70	24.34	22.50	14.42	1.16	0.51	1300	31.23	18.20	4.16
2000	18.28	24.31	20.90	14.01	1.19	0.48	1400	30.73	18.03	4.12
2200	17.87	24.26	19.24	13.71	1.20	0.46	1500	30.69	17.72	4.17
2400	17.50	24.15	17.83	13.42	1.22	0.44	1600	30.75	17.35	4.16
2600	17.05	24.24	17.19	13.54	1.26	0.41	1700	30.58	17.23	4.22
2800	16.73	24.04	15.77	13.23	1.26	0.40	1800	29.95	16.78	4.17
3000	16.40	23.94	14.90	13.08	1.27	0.38	1900	29.42	16.78	4.13
3200	16.03	24.03	14.42	13.41	1.32	0.36	2000	29.26	16.37	4.24
3400	15.76	23.71	13.78	12.98	1.29	0.36	2100	28.70	16.47	4.11
3600	15.51	23.68	13.18	13.03	1.31	0.35	2200	28.52	15.77	4.23
3800	15.27	23.55	12.89	13.03	1.32	0.34	2300	28.01	15.59	4.29
4000	15.02	23.49	12.80	13.17	1.34	0.33	2400	27.58	15.11	4.24
4200	14.80	23.34	12.93	13.09	1.35	0.33	2500	27.32	15.06	4.34
4500	14.52	23.11	13.05	12.97	1.35	0.33	2600	26.74	14.52	4.20
5000	14.16	22.89	13.86	12.68	1.38	0.32	2700	26.65	14.30	4.38
5500	13.74	22.65	14.81	11.79	1.39	0.31	2800	26.31	13.96	4.29
6000	13.28	22.35	15.47	10.47	1.40	0.32	2900	26.17	13.76	4.31
6500	12.62	22.19	15.25	9.36	1.44	0.32	3000	26.07	13.46	4.44
7000	11.57	22.65	14.06	7.95	1.61	0.31	3100	25.60	12.77	4.35
8000	7.96	22.18	10.36	6.25	1.98	0.31	3200	25.51	13.00	4.50
9000	4.09	20.73	8.35	6.06	2.39	0.31	3300	25.18	12.57	4.36
10000	1.85	17.31	7.77	6.37	2.04	0.29	3400	24.98	12.63	4.46
11000	0.54	14.26	7.88	7.25	1.74	0.26	3500	24.81	11.84	4.47
12000	-0.26	11.23	8.42	7.96	1.47	0.30	3600	24.40	12.20	4.51
13000	-1.19	7.94	8.41	9.74	1.27	0.37	3700	24.33	11.52	4.61
14000	-2.17	5.50	7.71	8.67	1.16	0.51	3800	23.71	11.79	4.42
15000	-4.90	6.34	4.36	4.52	1.18	0.60	4000	23.42	11.34	4.43

REV. X1
GALI-5+
120122

Page 9 of 11



IF/RF MICROWAVE COMPONENTS • ISO 9001 ISO 14001 AS 9100 CERTIFIED • RoHS compliant
P.O. Box 350166, Brooklyn, New York 11235-0003 (718) 934-4500 Fax (718) 332-4661



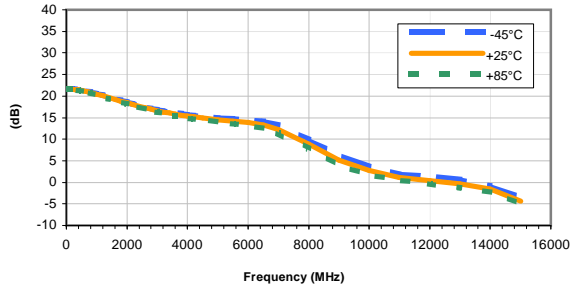
The Design Engineers Search Engine finds the model you need, Instantly • For detailed performance specs & shopping online see



Typical Performance Curves

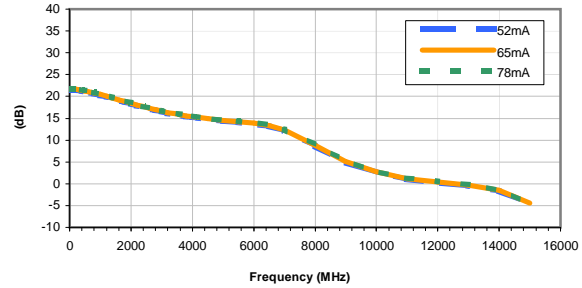
GAIN vs. TEMPERATURE

INPUT POWER = -20dBm, CURRENT = 65mA



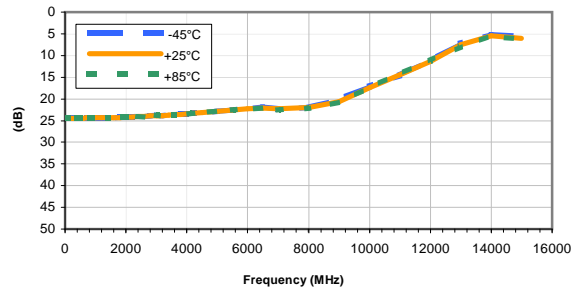
GAIN vs. CURRENT

INPUT POWER = -20dBm, Temperature = +25°C



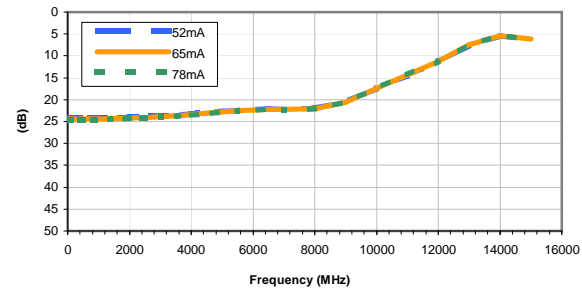
ISOLATION vs. TEMPERATURE

INPUT POWER = -20dBm, CURRENT = 65mA



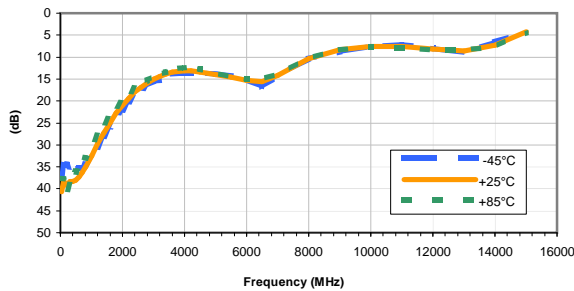
ISOLATION vs. CURRENT

INPUT POWER = -20dBm, Temperature = +25°C



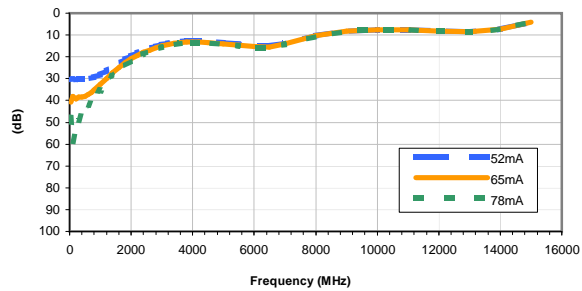
INPUT RETURN LOSS vs. TEMPERATURE

INPUT POWER = -20dBm, CURRENT = 65mA



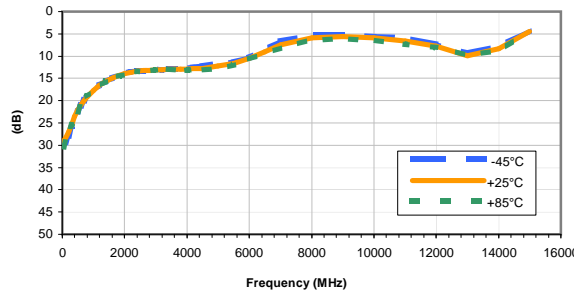
INPUT RETURN LOSS vs. CURRENT

INPUT POWER = -20dBm, Temperature = +25°C



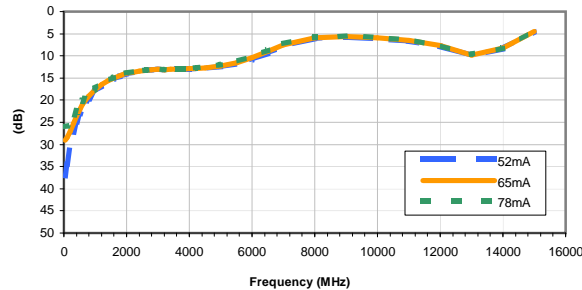
OUTPUT RETURN LOSS vs. TEMPERATURE

INPUT POWER = -20dBm, CURRENT = 65mA



OUTPUT RETURN LOSS vs. CURRENT

INPUT POWER = -20dBm, Temperature = +25°C



IF/RF MICROWAVE COMPONENTS • ISO 9001 ISO 14001 AS 9100 CERTIFIED RoHS compliant
P.O. Box 350166, Brooklyn, New York 11235-0003 (718) 934-4500 Fax (718) 332-4661



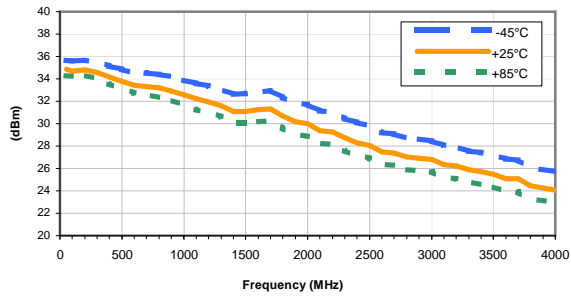
The Design Engineers Search Engine finds the model you need, Instantly • For detailed performance specs & shopping online see



Typical Performance Curves

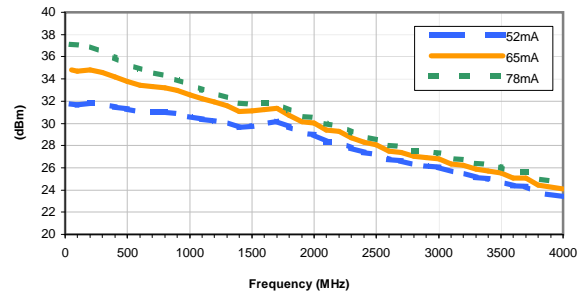
OUTPUT IP3 vs. TEMPERATURE

INPUT POWER = -20dBm, CURRENT = 65mA



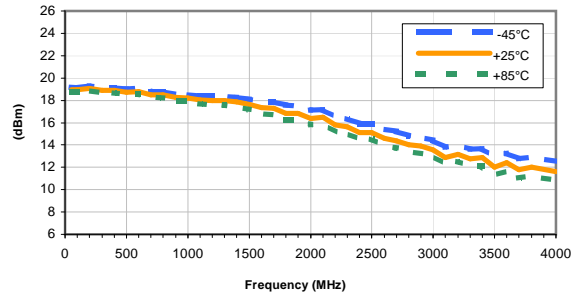
OUTPUT IP3 vs. CURRENT

INPUT POWER = -20dBm, Temperature = +25°C



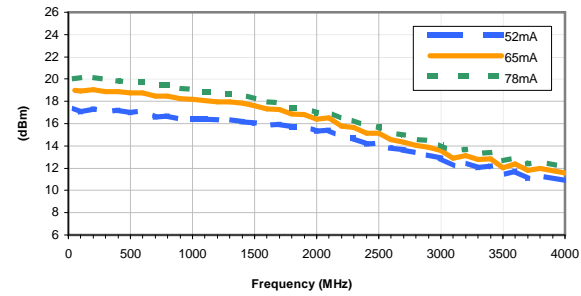
OUTPUT POWER at 1dB Compression vs. TEMPERATURE

CURRENT = 65mA



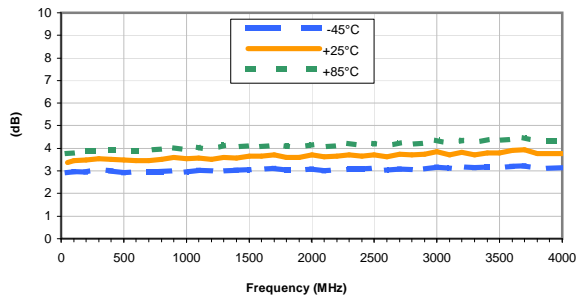
OUTPUT POWER at 1dB Compression vs. CURRENT

Temperature = +25°C



Noise Figure vs. TEMPERATURE

CURRENT = 65mA



Noise Figure vs. CURRENT

Temperature = +25°C

